

For
INDUSTRIAL
PRODUCTS

LED-UV Curing Flatbed Inkjet Printer

Mimaki®

JFX200-1213 EX

M | MAGENTISS

Just In Size



Middle-size flatbed (up to 1270 mm × 1300 mm)

Industry's highest class productivity of up to 25 m²/h

Even faster texture printing

High image quality printing


Single unit, various applications.



Pictograms



Displays



Commercial signage



Braille signs



Information boards



Packages



Mimaki
Green Technology



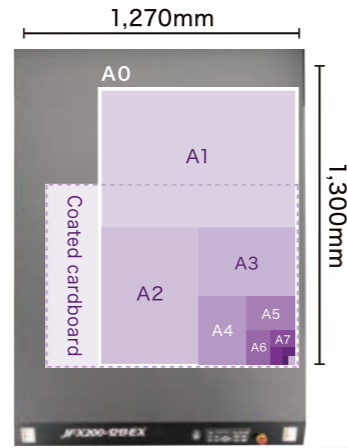
01 Middle-size flatbed (up to 1270 mm x 1300 mm)

Single unit - sign graphics & paper package print capability

30% less than JFX200-2513EX body size.

Even table size supports all the international A size.

- Sign graphics use supports A0 size sign panel
- Paper and package supports standard coated cardboard size.



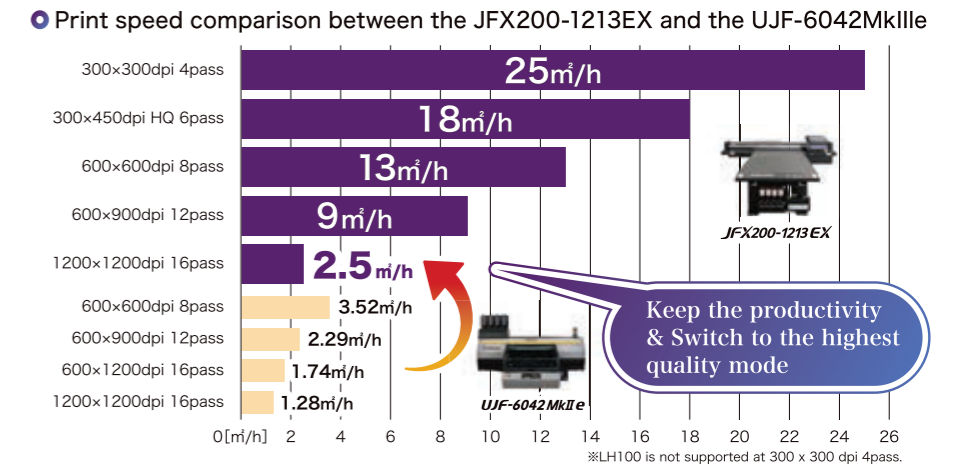
4 Key features



JFX200-1213 EX

02 max. 25m²/h The highest-in-class productivity

Suitable as an upgrade from a desktop UV printer



03 Even faster texture printing

Fast, attractive and easy, added value texture printing

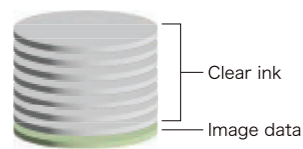
Increased braille printing speed. 2 types expression capability for application requirement.

All of these can be done just with standard design software and RasterLink7. Bring texture design into shape instantly.

High-speed Braille printing that is only possible with Mimaki's flatbed technology

Standard mode

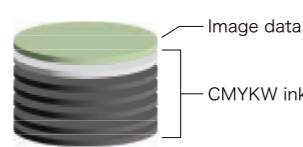
Braille part is constructed by clear ink emboss printing. Transparent braille dots don't interrupt the based graphic design.



Braille (Standard mode)

High-speed mode

High-speed texture printing by bi-directional printing, utilised for braille and pictograms.



Braille (High-speed mode)



Braille signs

2.5D print that combines texture print and smoother bumps and dips



Automatically generates texture layering data based on graphic data in RasterLink7. Layers UV ink to make bumpy expressions, the thicker the layers are, highlights bumps and dips.


04 High image quality printing

Mimaki's advanced imaging technology realizes smooth gradation and high density print.


Waveform control

By discharging spherical ink droplets directly, depositing of droplets is facilitated and overlapping between dots is reduced, achieving a sharp print quality with low grain.

(Non-spherical discharge)




(Discharged in a nearly true spherical state)




Variable dots

Three different ink dot sizes are used in printing to enable high-quality prints with reduced graininess.

(Fixed Dot Image)



(Variable Dot Image)

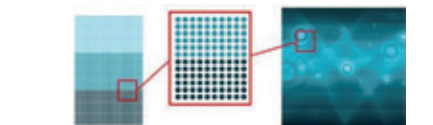


Dots are combined including the minimum size of 5 pl to enable grainless, smooth color printing.

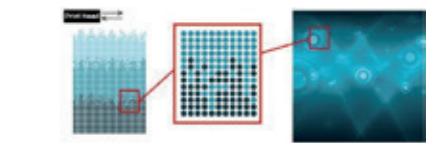
MAPS (Mimaki Advanced Pass System)

Banding (horizontal stripes), uneven color, or glossy streak can be reduced to produce smooth prints by printing pass boundaries fading in gradation.

(Without MAPS (Image))




(With MAPS (Image))




Based on printing conditions such as media/ink type and resolution, the most suitable gradation pattern is automatically selected and printed.

Operator-friendly user interfaces easily accessible from the front



Valve and foot switch for vacuum control

The vacuum area is divided into a front section and a rear section. The valve can be used to switch between them easily depending on the media size. The foot switch allows you to turn vacuum on/off while checking the media location.



Vacuum valve



Foot switch

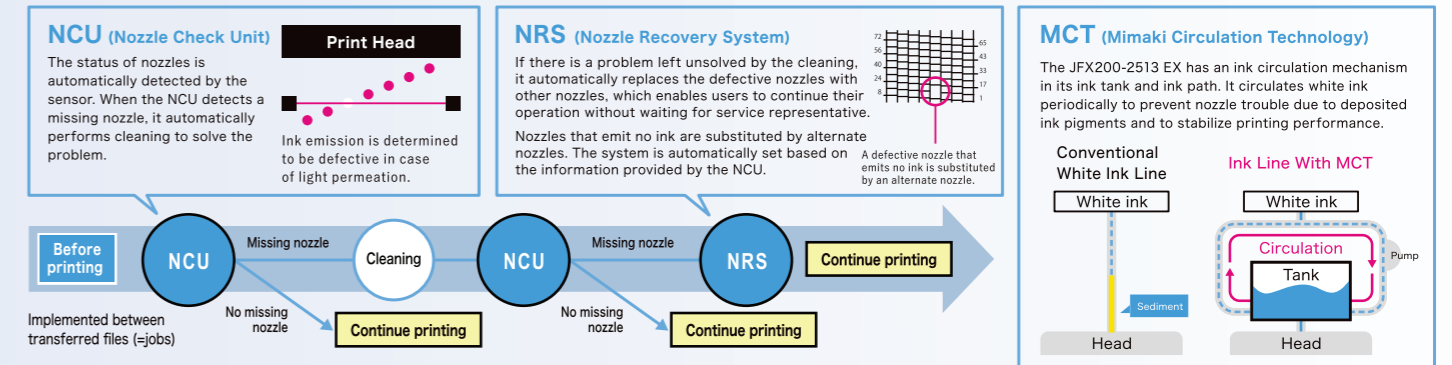
Ink tank unit

The ink bottles can be accessed from the front side of the printer for replacement and maintenance. This minimizes the pathway to be followed by operators, increasing work efficiency.



Ink tank unit (when pulled out)

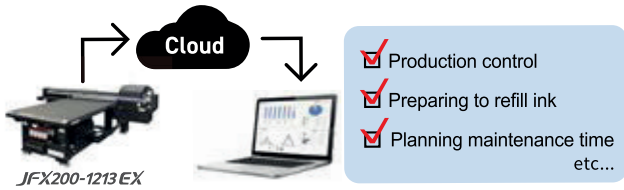
Mimaki's technology for realizing stable operation



Auto maintenance function to shorten downtime

The operating status/conditions of the printer and the amounts of inks used can be monitored remotely. PICT allows you to do other work during printing, helping you to perform operations in a planned manner.

You can also schedule maintenance and preparation for ink refilling in advance.



You can select an appropriate one from 4 sizes in line-up for space and application choice.

CF2 Series
CF2-T/TF/RT/TD/RC



Wide range of size and head types are available, as well as customization. We can also customize the machines. Please contact local Mimaki sales office or dealers for more details.

CF2-1218 1,800mm x 1,200mm	CF2-1215 1,500mm x 1,200mm	CF2-0912 900mm x 1,200mm	CF2-0907 900mm x 700mm
--------------------------------------	--------------------------------------	------------------------------------	----------------------------------

■ Specifications

Item		Specifications
		JFX200-1213 EX
Head		On-demand piezo head (3 staggered print heads)
Print resolution		300 dpi, 450 dpi, 600 dpi, 900 dpi, 1,200 dpi
Ink	Type/Color	Rigid UV curable ink LH-100
		Flexible UV curable ink LUS-120 / LUS-150 / LUS-211 / LUS-350
	Capacity ¹	1 L bottle / 250 ml bottle
	Ink circulation system ²	White ink circulation by MCT (Mimaki Circulation Technology)
Max. Printable area (W x D)		1,270 mm x 1,300 mm
Media	Size (W x D)	1,270 mm x 1,300 mm
	Height	50 mm (2.0") or lower
	Weight	50 kg/sqm (110.2 lb/sq. ft2) or less (non concentrated load)
Media suction		Vacuum suction + foot switch
	Suction areas	2 partition (X direction)
UV method		LED-UV
Interface		USB, Ethernet
Applicable standards		VCCI class A, CE mark, CB report, U.S. safety standard UL (UL62368-1), RoHS Directive, FCC Class A, Machinery Directive, EAC, RCM
Power		Single-phase AC200 to 240 V, 50/60 Hz, 12 A or lower
Power consumption		2.88 kVA
Operating environment	Temperature	15 - 30 degC (59 - 86 degF)
	Humidity	35 - 65 %Rh
	Optimal temperature	20 - 25 degC (68 - 77 degF)
	Temperature gradient	Less than ± 10 degC / h (± 18F/h)
	Dust	Equivalent to an office
Assembled dimensions (WxDxH)		3,142 mm x 2,320 mm x 1,235 mm
Weight		550 kg

■ Supplies

	Color	Item No.	Remarks
LH-100	Cyan	LH100-C-BA	Ink package: 1 L bottle
	Magenta	LH100-M-BA	
	Yellow	LH100-Y-BA	
	Black	LH100-K-BA	
	Light cyan	LH100-LC-BA	
	Light magenta	LH100-LM-BA	
	White	LH100-W-BA	
	Clear	LH100-CL-BA	
	LUS-120	Cyan	
Magenta		LUS12-M-BA	
Yellow		LUS12-Y-BA	
Black		LUS12-K-BA	
White		LUS12-W-BA	
LUS-150	Cyan	LUS15-C-BA	
	Magenta	LUS15-M-BA	
	Yellow	LUS15-Y-BA	
	Black	LUS15-K-BA	
	White	LUS15-W-BA	
LUS-350	Cyan	LUS35-C-BA	
	Magenta	LUS35-M-BA	
	Yellow	LUS35-Y-BA	
	Black	LUS35-K-BA	
	White	LUS35-W-BA	
Primer ³	PR-200	PR200-Z-BA	
Tungsten replacement needle for ionizer	SPA-0208		4pcs.

■ Optional Accessories

Item No.	Item	Remarks
OPT-J0348	Optional blower Connector Kit	Necessary kit for connecting an optional vacuum unit
OPT-J0216	Vacuum unit (φ3 mm x 200 mm (φ 0.1 in. x 7.9 in.))	Three-phase, 200 V-240 V, 30 A, 3.4 kW
OPT-J0217	Vacuum unit (φ1 mm x 200 mm (φ 0.04 in. x 7.9 in.))	Single-phase, 200 V-240 V, 30 A, 1.9 kW
OPT-J0232	Vacuum unit (φ3 mm x 400 mm (φ 0.1 in. x 15.7 in.))	Three-phase, 380 V-480 V, 20 A, 3.4 kW
OPT-J0499	4C+4White ink applying kit	Necessary kit for 4C+4White ink set
OPT-J0513	Lift-Up Block	
OPT-J0569	Ionizer kit	

*1: LH-100, LUS-120 and PR-200 come in both 250 ml and 1 L bottles.
 *2: MCT works only with white ink.
 *3: The PR-200 is not compatible with LUS-211 and LUS-350.
 * As the stretchability of flexible ink may vary depending on materials, please have a prior test print.
 * LH-100, LUS-120 and LUS-150 are GREENGUARD Gold certified ink.

About Ethernet

- *Please use Category 6 (CAT6) network cables. *Cannot be connected through the router.
- *When printing from ethernet, place the printer and output PC on the same network.
- *When using a switching hub, a 1000BASE-T compatible hub is necessary.
- *Although up to 4 printers can be registered with RasterLink7, printing may stop depending on the network environment.

⚠ Inks and substrates:

- As physical properties of ink (adhesion, weather resistance etc.) are different depending on media, please be sure to have a print test in advance.
- Depending on the application, primers, other surface treatment or surface protection such as lamination may be necessary.

⚠ Safety notice:

- This product is equipped with UV irradiation equipment. Please pay attention to the following notes in order to use safely.
- Do not look directly into the UV light source nor place your hand, or expose your skin directly to the UV light source.
- Depending upon print mode, some VOC emittance from printed parts not yet cured and hardened may occur.
- In addition, please be sure to read and follow the instructions and guidelines of the manual carefully.

●Some of the samples in this catalog are artificial renderings. ●Specifications, design and dimensions stated in this catalog may be subject to change without notice (for technical improvements, etc). The corporate names and merchandise names written on this catalog are the trademark or registered trademark of the respective corporations. ●Inkjet printers print using extremely fine dots, so colors may very slightly vary after replacement of the printing heads. Also note that if using multiple printer units, colors could vary slightly from one unit to other unit due to slight individual differences. ●The specifications described in this catalog are as of September 2024.



CONTACTEZ-NOUS
 magentiss@magentiss.fr
 www.magentiss.fr
 shop-magentiss.fr
 +33(0)4 28 29 92 27